

### Features

- For use with valves with a diverter.
- Complements Pinstripe faucets and accessories.
- Lever handle.
- Requires a Rite-Temp® pressure-balancing valve.
- 6-7/8" (175 mm) non-diverter spout with 1/2" NPT connection.

### Material

- Premium material construction for durability and reliability.

### Installation

- Wall-mount.

### Required Products/Accessories

K-11748-K Pressure-Balancing Valve w/Diverter

or

K-11748-KS Pressure-Balancing Valve w/Diverter

### Recommended Products/Accessories

K-23723 Faucet cleaner



### Codes/Standards

ASME A112.18.1/CSA B125.1




DOE - Energy Policy Act 1992

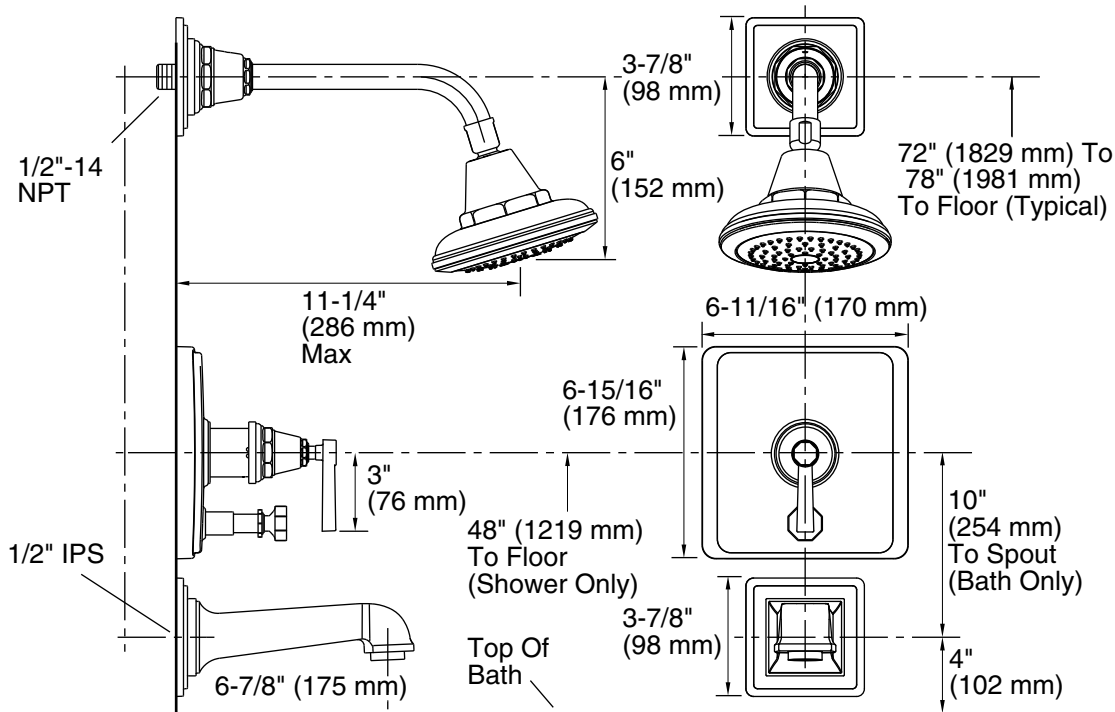
### KOHLER® Faucet Lifetime Limited Warranty

See website for detailed warranty information.

### Available Colors/Finishes

*Color tiles intended for reference only.*

Color	Code	Description
	CP	Polished Chrome
	SN	Vibrant® Polished Nickel
	BN	Vibrant® Brushed Nickel



### Technical Information

All product dimensions are nominal.

### Notes

Install this product according to the installation guide.

Avoid cross-flow conditions. Do not install shut-off device on either valve outlet.

Cap the shower outlet if deck-mount spout, diverter, or handshower is connected to the spout outlet.

Install straight pipe or tube drop of 7" (178 mm) to 18" (457 mm) with single elbow between the valve and wall-mount spout.