



Seaforth™
54" x 31" alcove bath
K-745

Features

- Integral apron.
- Safeguard® slip-resistant surface on bath floor.

Material

- KOHLER® enameled cast iron.

Installation

- Left drain.
- Alcove.

Recommended Products/Accessories

K-7160-TF 1-1/2" adjustable pop-up drain
K-1491 Bath/Whirlpool Pillow
K-1601 Bath/whirlpool footstop, removable
K-7213 27" Cable Bath Drain
K-7214 27" Cable Bath Drain
K-23726 Drain treatment
K-23725 Cast iron cleaner



ADA

Codes/Standards




ASME A112.19.1/CSA B45.2
ASTM F462
ADA
ICC/ANSI A117.1

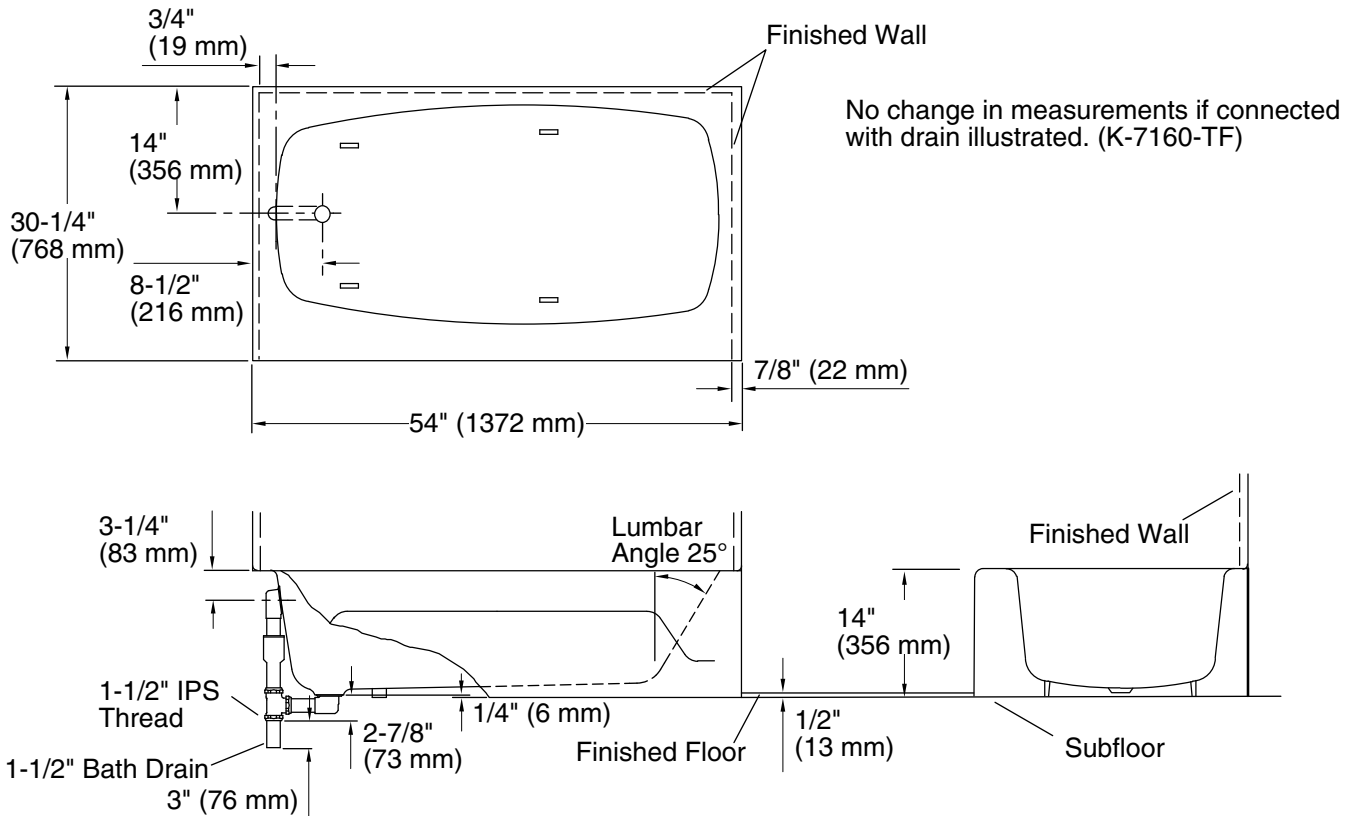
**KOHLER® Enameled Cast Iron Bath
and Shower Base Lifetime Limited
Warranty**

See website for detailed warranty information.

Available Colors/Finishes

Color tiles intended for reference only.

Color	Code	Description
	0	White
	96	Biscuit
	95	Ice™ Grey



Technical Information

All product dimensions are nominal.

Installation:	Three-wall alcove
Drain location:	Left
Basin area, bottom:	37" x 22" (940 mm x 559 mm)
Basin area, top:	48" x 24" (1219 mm x 610 mm)
Weight:	277 lbs (125.6 kg)
Minimum floor load:	49 lbs/ft² (239.2 kg/m²)
Water depth:	8-5/8" (219 mm)
Water capacity:	30 gal (113.6 L)
Minimum flat for door:	2-15/16" (75 mm)

Notes

Measure your actual product for rough-in details.

Install this product according to the installation instructions.

The hot water supply should be 70% of the capacity of the bath or greater. Installations will vary.

ADA compliant when installed to the specific requirements of these regulations.