



# Bancroft® Comfort Height®

## Comfort Height® Elongated Toilet Bowl

### K-4067

#### Features

- Elongated bowl offers added room and comfort.
- Comfort Height® feature offers chair-height seating that makes sitting down and standing up easier for most adults.
- 2-1/8-inch glazed trapway.
- Seat not included.
- Combines with the K-4383 tank to create a complete K-3827 Bancroft toilet.
- Coordinates with other products in the Bancroft collection.

#### Installation

- Three-bolt installation.

#### Recommended Products/Accessories

K-4383 Toilet Tank



ADA CSA B651 OBC

#### Codes/Standards








ASME A112.19.2/CSA B45.1  
ADA  
ICC/ANSI A117.1  
CSA B651  
OBC

#### KOHLER® One-Year Limited Warranty

See website for detailed warranty information.

#### Available Colors/Finishes

*Color tiles intended for reference only.*

| Color  | Code | Description   |
|--|------|---------------|
|  | 0    | White         |
|  | 47   | Almond        |
|  | NY   | Dune          |
|  | 95   | Ice™ Grey     |
|  | 33   | Mexican Sand™ |
|  | 58   | Thunder™ Grey |
|  | 7    | Black Black™  |

1-800-4KOHLER (1-800-456-4537)

Kohler Co. reserves the right to make revisions without notice to product specifications.

For the most current Specification Sheet, go to [www.kohler.com](http://www.kohler.com).

4-25-2019 21:59 - US/CA/MX

THE BOLD LOOK  
OF **KOHLER**®

No image available.

This product is a component and not intended to be a standalone installation.

### Technical Information

All product dimensions are nominal.

|                       |                                |
|-----------------------|--------------------------------|
| Toilet type:          | Two-piece                      |
| Bowl shape:           | Elongated                      |
| Trap passageway:      | 2-1/8" (54 mm)                 |
| Water surface size:   | 11-1/4" x 9" (286 mm x 229 mm) |
| Rim to water surface: | 5-5/8" (143 mm)                |
| Rough-in:             | 12" (305 mm)                   |
| Seat-mounting holes:  | 5-1/2" (140 mm)                |

### Notes

Install this product according to the installation instructions.

ADA, OBC, CSA B651 compliant when installed to the specific requirements of these regulations.

Plumbing codes may require elongated toilets and elongated, open-front seats in public bathrooms.

Accessibility standards may require controls to be located on the open side of the toilet.