

Features

- High-arch swing spout and 360-degree spout rotation offer superior clearance for filling pots and cleaning.
- UltraGlide engineered ceramic disc valves resist deterioration and mineral buildup, resulting in long-lasting, reliable performance.
- Two lever handles offer separate control of hot and cold water.
- Available in 7-3/4" (197 mm) swing spout reach.
- Matching finish sidespray.
- 1.5 gal/min (5.7 l/min) maximum flow rate [max at 60 psi (4.14 bar)]
- Meets CalGreen requirements for kitchen faucets.

Material

- Premium Metal construction.
- KOHLER finishes resist corrosion and tarnishing.

Installation

- Four-hole installation.
- Handles pre-assembled on valves to simplify installation.

Recommended Products/Accessories

K-1893 Soap/Lotion Dispenser



ADA **CSA B651**

Codes/Standards

ASME A112.18.1/CSA B125.1

NSF/ANSI 61

NSF/ANSI 372

All applicable US Federal and State material regulations

DOE - Energy Policy Act 1992

California Energy Commission (CEC)

ADA

ICC/ANSI A117.1



CSA B651

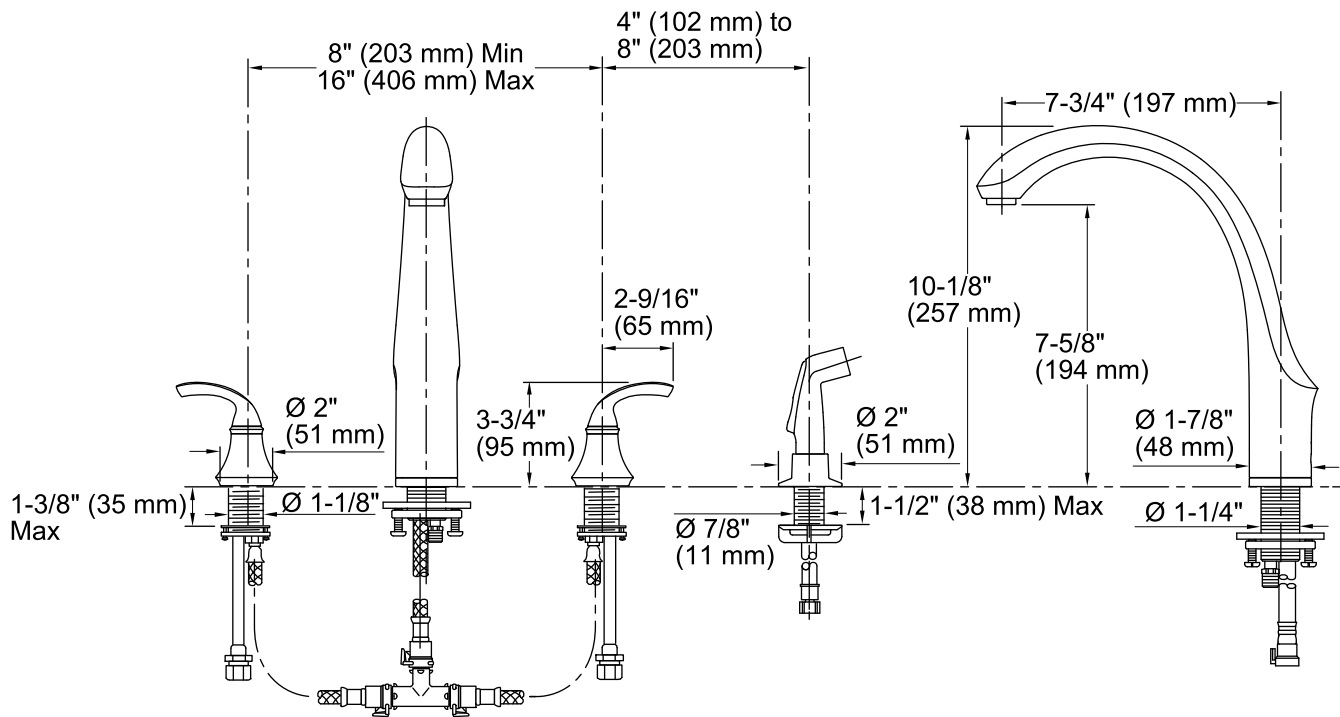
KOHLER® Faucet Lifetime Limited Warranty

See website for detailed warranty information.

Available Colors/Finishes

Color tiles intended for reference only.

Color	Code	Description
	CP	Polished Chrome
	BN	Vibrant® Brushed Nickel



Technical Information

All product dimensions are nominal.

Faucet:

Flow rate: 1.5 gal/min (5.7 l/min)
Pressure: 60 psi (4.1 bar)

Spout:

Spout reach: 7-3/4" (197 mm)
Handle clearance: 2-9/16" (65 mm)

Notes

Install this product according to the installation guide.

ADA, CSA B651 compliant when installed to the specific requirements of these regulations.