

Features

- 5-1/4" diverter bath spout with slip-fit connection.
- Coordinates with Forte faucets, accessories, and showering components to complete your bathroom.
- Premium Metal Construction
- Wall-mount
- Slip-fit connection.
- Diverter spout with slip-fit connection.
- For bath and shower faucets with traditional lever handle.
- Coordinates with the Forté collection of faucets and accessories.
- Premium metal construction.
- KOHLER finishes resist corrosion and tarnishing.
- Wall-mount

Installation

- Bath- or deck-mount.



Codes/Standards




ASME A112.18.1/CSA B125.1

KOHLER® Faucet Lifetime Limited Warranty

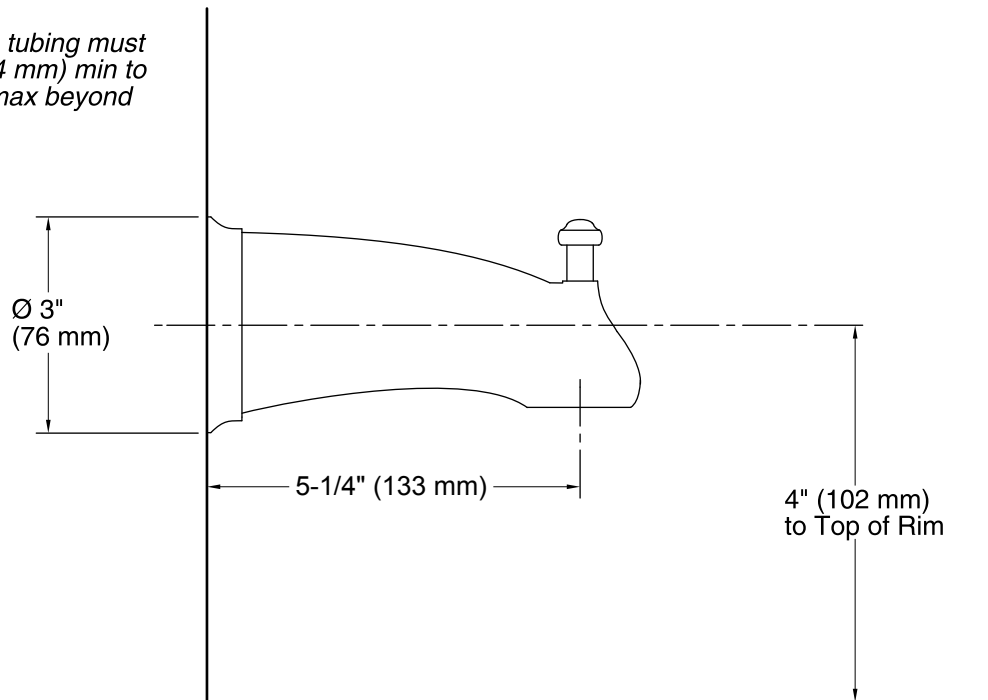
See website for detailed warranty information.

Available Colors/Finishes

Color tiles intended for reference only.

Color	Code	Description
	CP	Polished Chrome
	G	Brushed Chrome
	BN	Vibrant® Brushed Nickel

For slip-fit spout, tubing must extend 2-1/8" (54 mm) min to 3-1/2" (89 mm) max beyond finished wall.



Technical Information

All product dimensions are nominal.

Spout:

Spout reach: 5-1/4" (133 mm)

Notes

Install this product according to the installation guide.

Cap the shower outlet if the deck-mounted spout, diverter, or handshower is connected to the spout outlet.

If installing a K-304 valve, install straight pipe or tube drop of 7" (178 mm) to 18" (457 mm) with single elbow between the valve and the wall-mount spout.